

INSTRUCTIONS



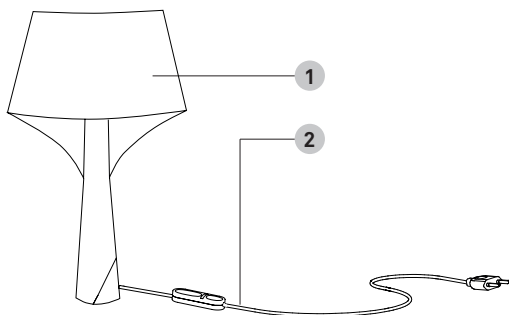
LZf

AIR

AIR MG UL

CONTENTS

1 Shade	1 un.
2 Electrical cable	1 un.



TECHNICAL SPECIFICATIONS

Recommended bulb

120V



120V E12 Base



LED Mini Globe 1 x 5 W max.

WEIGHT

Net Weight 1,5 Lb

Gross Weight 5,5 Lb

WARNINGS

Before assembly and installing this product, carefully read the following:

Turn off the mains before installing the lamp. Dry location only. This lamp is for indoor use only.

WOOD VENEER: Since wood is a natural material, a gradual change in tone may occur over time. Furthermore, if the lamps have been purchased at different times, there will be differences in colour and tone, particularly in light coloured veneers. Luziferlamps S.L. will not be held responsible for this.

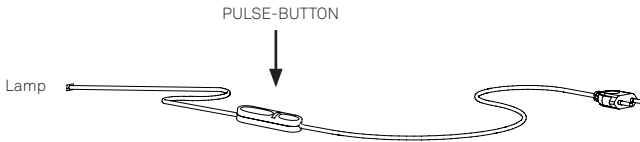
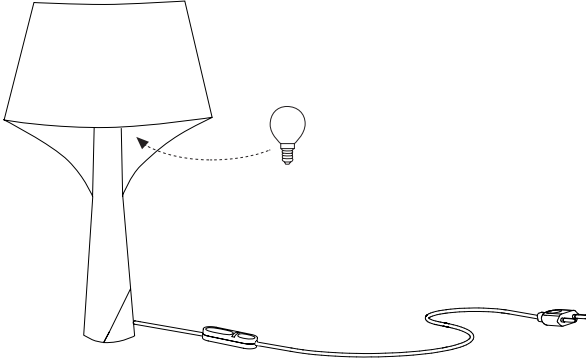
MORE INFO: <http://www.lzf-lamps.com/guarantee/>



ASSEMBLY INSTRUCTIONS

1

Place the bulb in the lampholder.



ON/OFF: Quick pulse (less than 1 sec.)
Dimming MIN/MAX: Continuous pressure.
Dimming is memorized on last setting.

GENERAL CARE INSTRUCTIONS

Use and care of your lamp.

You have just purchased an original handmade product by LZf. Your lamp is made out of FSC® certified natural wood veneer treated with our patented finish, Timberlite®.

This treatment both protects and safeguards the wood veneer against breakages.

Depending on the type of lamp use a feather duster, soft cleaning cloth or damp cloth for cleaning. On our more delicate shades, like those made from wood strips, a feather duster or an air blower is preferable. In our more solid shades a damp cloth may be used.

Clean only the flat surface of the veneer with the cloth, and please avoid any moisture contact along the edge of the veneer.

Bulbs

Bulbs not included, unless indicated. We recommend using energy-saving light bulbs, like the CFL or LED bulbs. Please refer to the instruction manual or visit our website www.lzf-lamps.com to make sure you are using the best bulb for your type of lamp.

Precautions

Luminaire for indoor use only.

Avoid direct sunlight, strong indirect sunlight and moisture on your lamp. Unplug the lamp before cleaning or changing the light bulb. Servicing or manipulation of the electrical installation should only be performed by qualified electrical personnel or by the LZf service department.

REV. 03-2020

D88_112

IMPORTANT SAFETY INSTRUCTIONS

This portable luminaire has a polarized plug (one blade is wider than the other) as a feature to reduce the risk of electric shock.

This plug will fit in a polarized outlet only one way. If the plug does not fit fully in the outlet, reverse the plug. If it still does not fit, contact a qualified electrician.

Never use with an extension cord unless plug can be fully insert. Do not alter the plug



© Luzifertamps, S.L

All rights reserved.

Valencia, Spain. 2018

www.import-ent.com

support@import-ent.com